

CITY OF FENTON FIRE DEPARTMENT



2013

Annual Report

Mission Statement:

“To protect life and property of the people of our community with the highest quality of service possible.”

2013 Annual Report

TO: LYNN MARKLAND, CITY MANAGER

YEAR IN REVIEW

The Department responded to a total of 496 incidents in 2013, compared to 440 in 2012. That is an increase of 13%. The 496 incidents in 2013 was the highest yearly total since 2009. We averaged 41 incidents per month. There were 346 incidents in the City (an increase of 56 incidents compared to 2012), and 150 in Tyrone Township (the same total as 2012). Tyrone Township in return paid the City approximately \$204,000 for fire services in 2013. We also collected \$34,200 under our cost recovery ordinance. The average response time to all types of incidents in the City was 7.19 minutes and 9.77 minutes in Tyrone Township. Estimated property fire losses in 2013 amounted to approximately \$231,505 with \$125,005 being lost in the City and \$106,500 lost in Tyrone Township. This is the lowest fire loss number in well over 10 years!

Highlights of 2013 include:

A \$1,950 grant from the One Hundred Club of Genesee, Shiawassee, and Lapeer Counties for the purchase of updated Rapid Intervention Tools or RIT equipment.

A \$54,530 Assistance to Firefighters Grant from DHS/FEMA was awarded for the complete replacement of the department's fire hose. The project and the bid/quote process were so successful that the costs came in approximately \$14,000 under budget. The department requested through the grant program to purchase additional equipment with the remaining funds and was granted permission to purchase a new ventilation saw, scene lights, and new fire nozzles for all trucks.

Chief Cairnduff wrote and was awarded a \$51,000 grant through the State Homeland Security Grant Program to replace 21 Automated External Defibrillators or AED's, for fire departments throughout the County. Our fire department was a recipient of one of these AED's.

In September Chief Cairnduff, along with Chief Aro from the Police Department, were awarded the Fenton Area Public Schools Education Foundation's *Community Contribution to Education Award*. The award was presented at their annual black tie event held at the *Laundry* restaurant.



Highlights of 2013 continued:

In September the department obtained a donated structure on Hartland Road in Tyrone Township. Many hands-on trainings sessions were held at the home and then the building was burned in a live fire training drill. These types of training tools are valuable, but also require months of work to make successful.

In August the department participated in an active shooter drill at Andrew G. Schmidt Middle School with the police department, schools, and many other local responders. The drill was to practice real world scenarios and to improve on our response capabilities.

In May of 2013 the fire department was invited to a special event at North Road Elementary school honoring the police and fire department for its service to the community. The students put on a special program that included presentations by the children, lunch, and games with the children afterwards.

In June the department was able to obtain the old Fenton Cinema building to use for training. The department invited neighboring fire departments to participate in the unique opportunity to train with a commercial building.

In April the fire department hosted a table top disaster drill for local municipalities including Fenton, Linden, Fenton Township, and Argentine Township. Participants included representatives from the government offices, police, fire, EMS, public works, and the school districts. The drill involved about 48 participants and required all the groups to work together to solve problems that were given to them throughout the scenario. The drill was very successful and more are being planned for the future.

2013 was another successful year for our partnership with the City of Linden and STAT EMS. STAT responded to over 1,800 EMS calls in 2013. STAT averaged 5 EMS calls per day in 2013. Their average response time to a life threatening (tier 1) medical emergency in 2013 was 5 minutes and 42 seconds and 8 minutes and 04 seconds to non-life threatening (tier 2) medical calls.



In September the apron on the west side of the station had some major concrete repairs completed. The department of public works removed the damaged concrete and then a local contractor poured the new sections. The completed project came in well under budget thanks to the assistance from the DPW.

In April the department conducted multiple training sessions at the former Republic Bank site before it was demolished to make way for the new Cornerstone building. Many hands-on evolutions were conducted in search and rescue, rapid intervention, and self-contained breathing apparatus proficiency.

Highlights of 2013 continued:

On September 11th Chief Cairnduff was the guest of Representative Joe Graves at the State Capital for a special memorial service to honor police and firefighters that were lost in the last year, as well as a remembrance ceremony for the 9/11 attacks.

During the course of 2013 our daytime duty shift personnel conducted a total of 230 inspections at businesses throughout the city. There were 740 fire code violations found during those inspections. The inspectors completed over 500 follow up re-inspections to ensure violations were corrected.

In July the department responded to an elderly male that was stuck over 70 feet up in a tree. The individual had been trimming the tree, fell and was now hurt and stuck in the tree. The department setup extension ladders and made access via a driveway for the ladder truck to be set up to rescue the man from his precarious situation. On one of the hottest days of the summer the firefighters performed one of their most technical rescues in recent memory.



In the spring of 2013 we had two firefighters complete and graduate from the Genesee County Fire Academy. During the fall of 2013 we hired three additional new employees. These three are currently enrolled and attending the Fire Academy. They have all done well and we look forward to our new firefighters serving our community.



(L to R): Deputy Chief Ed Hadfield, FF Amanda Parcher, FF Chris Letizio, and Chief Cairnduff

Highlights of 2013 continued:

The Fenton Firefighters Charity organization was again busy in our community this year. They held their seventh annual charity golf outing and the fourth annual "Run through the Flames" 5K/10K charity run. These two events are the charity organizations main fundraisers. The Firefighter's Charity helped numerous local people and organizations again this past year. Over \$6,000 was contributed to local families in need, the Play like Jackson Foundation, the food bank of Eastern Michigan, MDA, the Children's Hospital of Michigan, the Great Lakes Burn Camp, the Angel Tree program, and for local Thanksgiving food baskets. The Firefighters Charity was invited to participate in the 2013 Joe Kocur Foundations annual charity softball tournament. The event supported the Play like Jackson Foundation this year and due to the fire departments close connection to that organization we were invited to participate. The membership of the Charity group takes great pride in the work that they do and in their ability to help those in need in our own community.



Joe Kocur charity softball tournament



Charity "Run through the Flames" 5K/10K race

The Fire Department and the Firefighters Association remained very active in our community during 2013. The department provided over 700 hours of community service at different events and activities throughout the city. On top of the community service hours, the department members provided over 70 hours of fire prevention activities to children in the schools and at the station. All of the community service events are voluntary and the firefighters receive no compensation. The department members take great pride in their service and commitment to our community.



Taste in Fenton- kids water game



Fire prevention tour at the station

Please review the remainder of this annual report. I hope it helps provide you with insight about the fire department and its role within our community.

Robert Cairnduff

Fire Chief

Officers

Robert Cairnduff

Fire Chief

(Service Date: 7/1996)

Edward Hadfield

Deputy Chief

(Service Date: 8/1982)

Charles Koan

Assistant Chief

(Service Date: 7/1971)

Captain: Karl Sturgis (Service Date: 1/1983)

Captain: Scott Smith (Service Date: 8/1982)

Lieutenant: Nick Will (Service Date: 2/1999)

Lieutenant: Jeff Shook (Service Date: 1/1995)

Lieutenant: Casey Gilbert (Service Date: 11/2001)

Chief Engineer: Craig Jensen (Service Date: 7/1981)

Firefighters

Name	Service Date	Name	Service Date
Caleb Alderman	9/2013	Chris Letizio	7/2012
Paul Bond	5/2013	Dustin Lucius	11/2004
Brandon Brown	9/2013	R. Maksymowski	7/2004
Dane Brown	9/2010	Al Morea	4/1974
Frank Carpenter	1/2007	Matthew Murray	8/2013
Marshall Colley	12/2005	Amanda Parcher	8/2012
Andrew Evans	2/2010	Mikel Peterson	4/1984
Matt Everhard	5/2009	Krystopher Pettey	8/2011
Matthew Hadfield	7/2007	Nick Schulz	11/2001
Pat Hajec	7/2007	Josh Sturgis	3/2004
Ryan Jenema	11/2006	Kelsey Sturgis	10/2007
Michael Johnson	2/2010	Joseph Voiles	5/2013
Eric Kanyak	8/2011	Travis Whitman	4/2012
Chris Kelley	8/2011	Dave Williams	3/1975

Fire Department Awards

Firefighter of the Year

Firefighter Dustin Lucius was chosen as this year's recipient of the Firefighter of the year award. This award is given annually to a member of the department and is voted on by the entire membership. Dustin joined the department in November of 2004. Dustin is a certified Firefighter II, and is an Emergency Medical Technician (EMT). Dustin was promoted to one of our Fire Prevention Specialists in 2013 and has performed extremely well in his new role. Dustin served on both the golf outing and the road race committees for the Firefighters Charity this year. He worked extremely hard on both events and helped make them each more successful this year. Dustin cares for his community and is a dedicated firefighter. He was a well-deserved recipient of the award.

Chiefs Award

The Chief's award is given to a person or persons that have gone above and beyond with their service to the department. The award recipients are chosen by the Chief. This year's award was presented to Fire Prevention Specialists Matt Everhard and Dustin Lucius. Both were promoted to their new positions in May of 2013 and have worked very hard to establish a new level of excellence with our fire prevention program. Matt and Dustin put in numerous hours developing a curriculum that is age and grade specific. They have created a fire prevention program that will enable anyone, that performs fire prevention whether at one of the schools or here at the station, to follow a set standard for what we are teaching the children in our community. Matt and Dustin also contributed many hours to our Firefighters Charity as well. The contributions made to our fire department and our community was the reason they were selected for the award.

Service Awards

This year we only had one service award to give out. Karl Sturgis joined the department in January of 1983 and has served the department and the City for 30 years! Karl was presented a commemorative leather firefighting bucket. Karl currently holds the rank of Captain and is our personnel officer. Two of Karl's children are now on the department. Firefighters Josh Sturgis and Kelsey Sturgis. Congratulations to Karl on his many years of dedication.



Firefighter of the Year
Dustin Lucius



Chief's Award recipients
Matt Everhard and Dustin Lucius



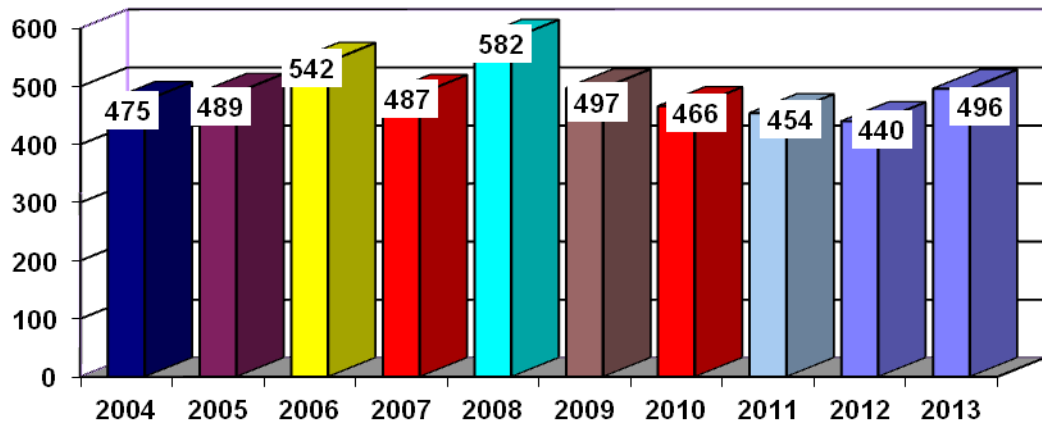
30 Year Service Award
Captain Sturgis with Josh and Kelsey Sturgis

INCIDENT STATISTICS

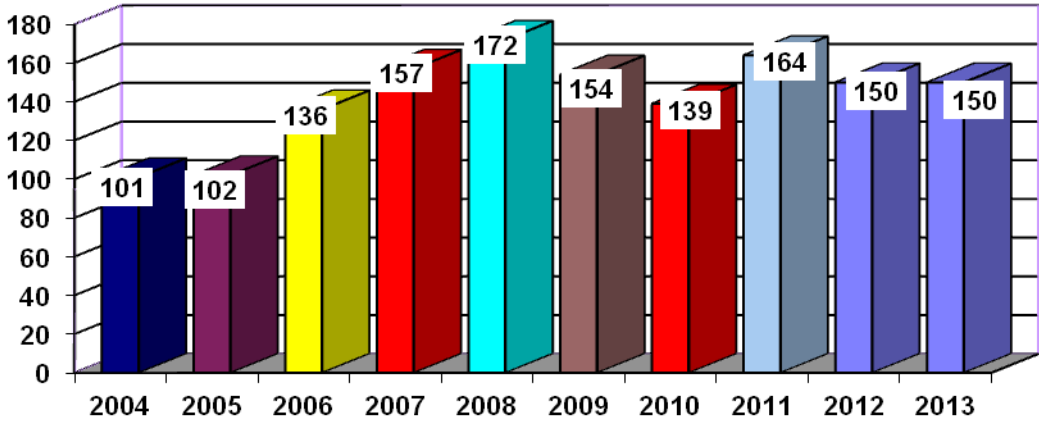
JANUARY 1 – DECEMBER 31, 2013



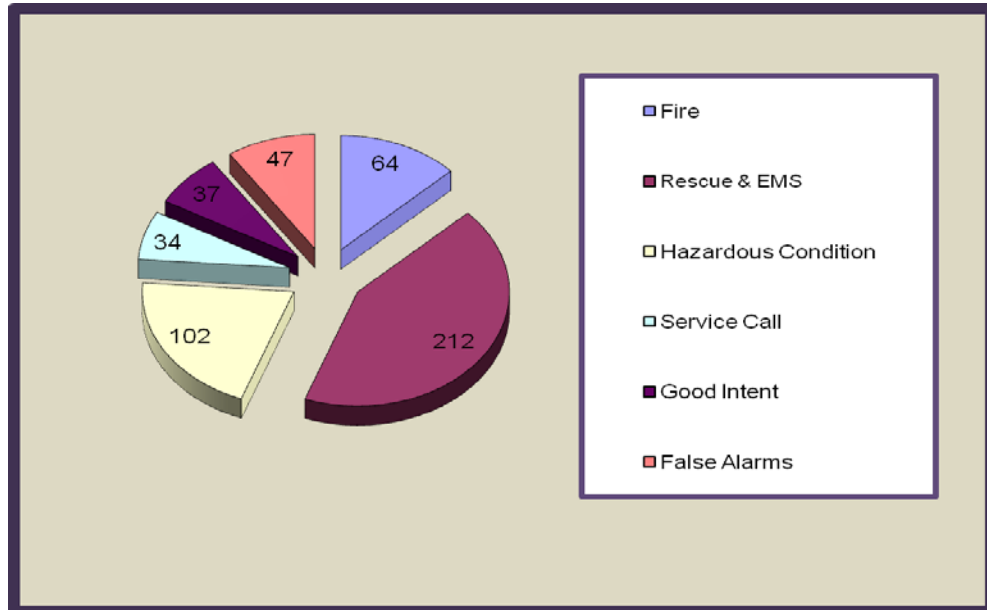
Number of Incidents Per Year 2004 – 2013 CITY OF FENTON



Number of Incidents Per Year 2004 – 2013 TYRONE TOWNSHIP



Incident Reporting By Type of Incident January 1 – December 31, 2013



TYPE OF INCIDENT:

100's Fire	64
300's Rescue & EMS	212
400's Hazardous Condition	102
500's Service Call	34
600's Good Intent	37
700's False Alarm	47

Total Incidents: 496

Incident Report Summary

January 1 – December 31, 2013

<u>Incident Type</u>		<u>Total Incidents</u>
100	Fire	4
111	Building Fire	11
1111	Mutual Aid Building Fire	16
1113	Mutual Aid Cover Assignment	3
112	Fires in Structure other than Building	1
113	Cooking fire, confined to container	2
114	Chimney Fire contained to Chimney or Flue	4
117	Commercial Compactor fire, Confined to rubbish	1
131	Passenger Vehicle Fire	8
143	Grass Fire	7
151	Outside rubbish fire, other	2
154	Dumpster Fire	3
160	Special outside fire, other	2
300	Rescue, EMS Incident, Other	1
311	Medical Assist, Assist EMS Crew	4
321	EMS call, excluding vehicle accident with injury	131
322	Motor vehicle accident with injuries	46
323	Motor Vehicle/Pedestrian accident	4
324	Motor Vehicle Accident with no Injuries	20
341	Search for a lost person	1
352	Extrication of victim(s) from vehicle	3
356	High-angle Rescue	1
360	Ice Rescue	1
400	Hazardous condition, other	10
411	Gas or other flammable liquid spill	8
412	Gas Leak (natural gas or LPG)	6
424	Carbon Monoxide Incident	17
440	Electrical Wiring/Equipment problem, other	3
442	Overheated Motor	2
444	Power line down	25
445	Arcing, shorted electrical equipment	18
461	Building or structure weakened or collapsed	2
463	Vehicle accident, general clean-up	11

Incident Type

Total Incidents

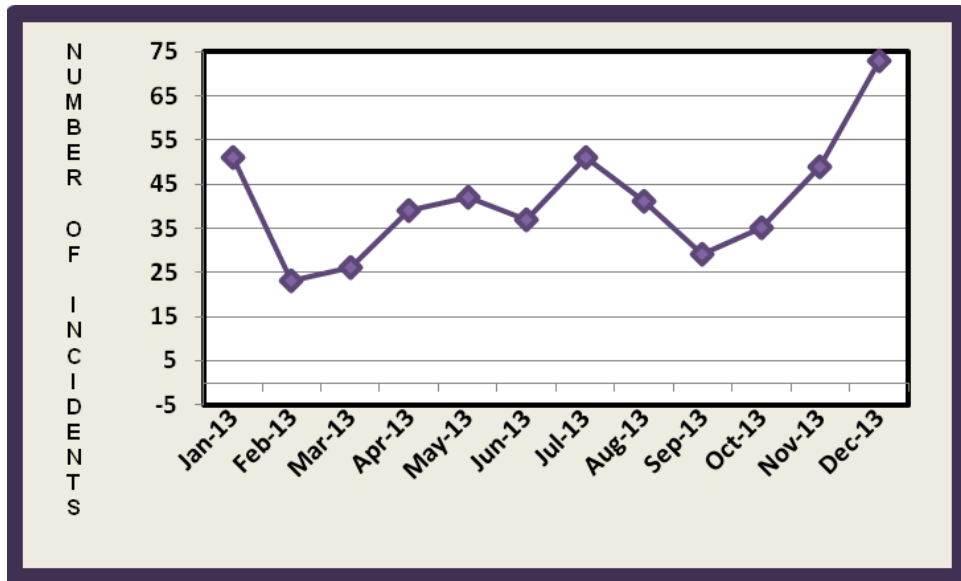
550	Public Service Assistance	2
5311	Smoke/Odor Investigation	25
551	Assist Police or governmental agency	4
554	Assist Invalid	1
561	Unauthorized Burning	1
571	Cover Assignment	1
611	Dispatched and Canceled En Route	33
622	No incident found on arrival at dispatch address	1
652	Steam, Vapor, Fog thought to be Smoke	1
671	HazMat Release Investigation with no HazMat	2
700	False Alarm	1
733	Smoke Detector Activation due to malfunction	1
736	CO Detector Activation due to malfunction	2
745	Alarm System Activation, no fire, unintentional	43

TOTAL NUMBER OF INCIDENTS:

496

Incident Reporting By Month

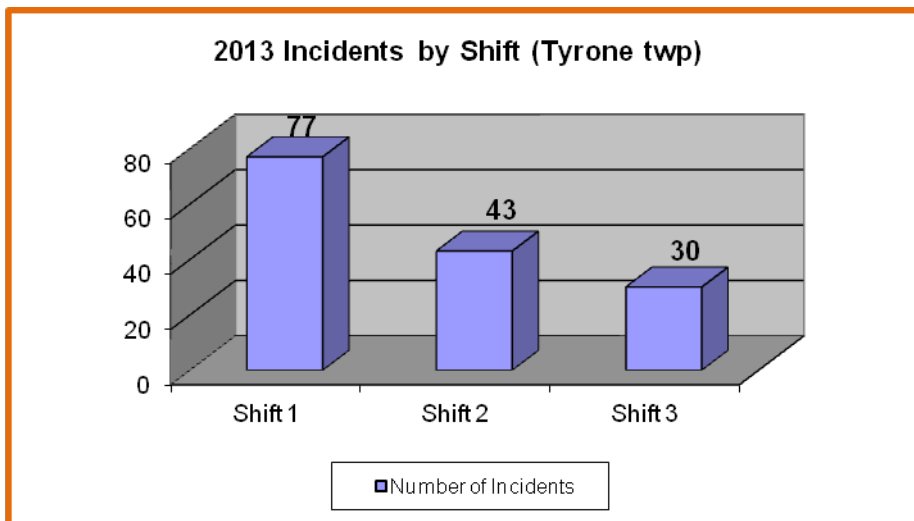
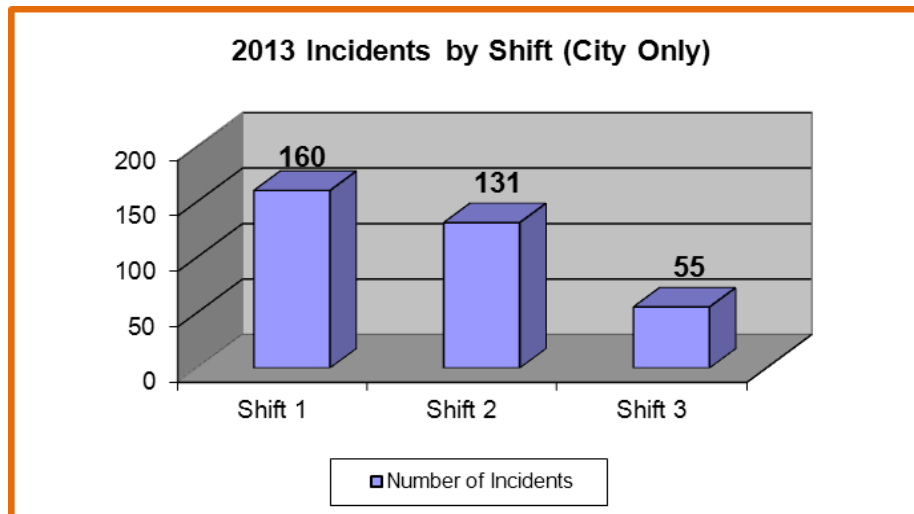
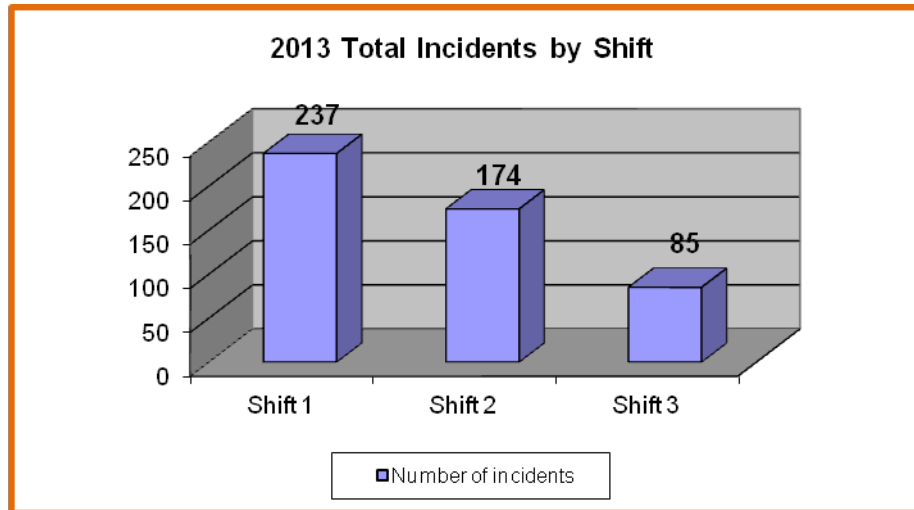
January 1 – December 31, 2013



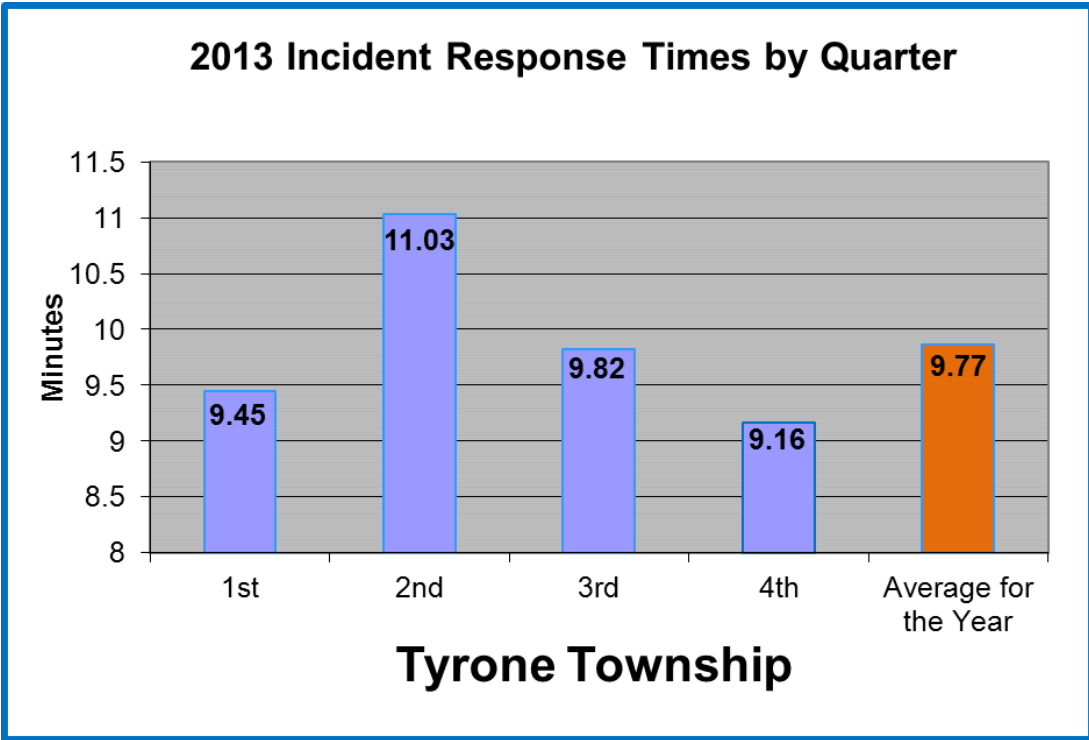
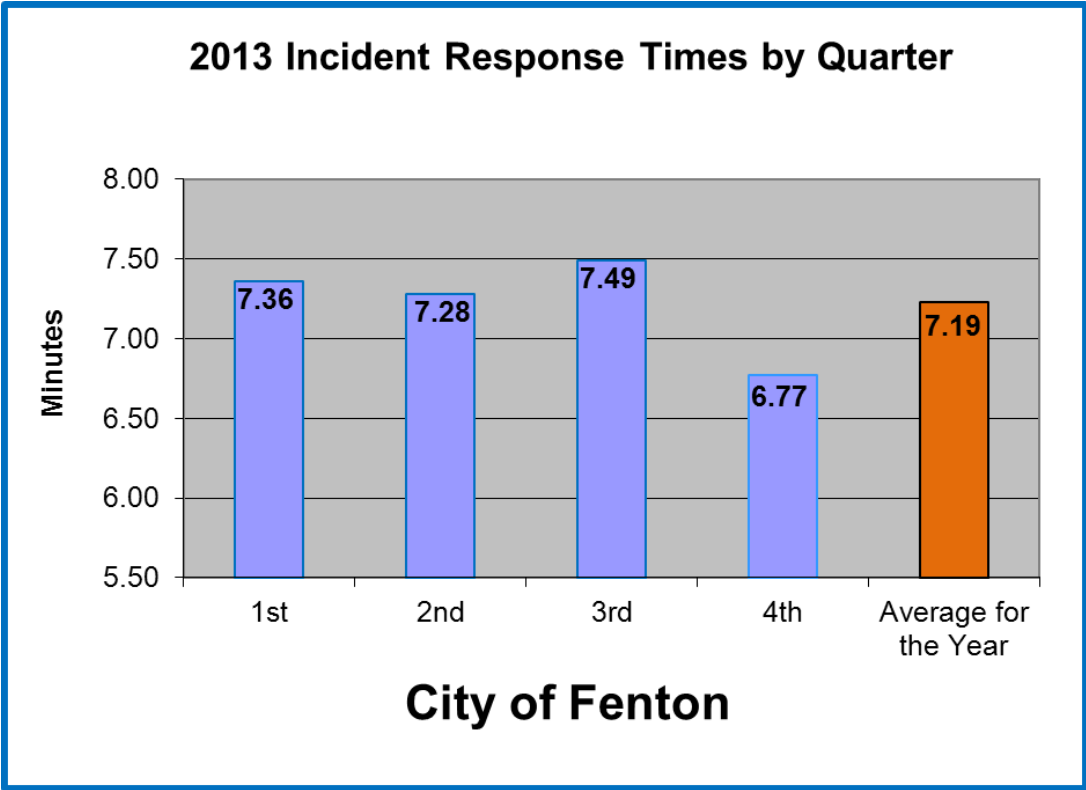
<u>Month</u>	<u>Number of Incidents</u>
January 2013	51
February 2013	23
March 2013	26
April 2013	39
May 2013	42
June 2013	37
July 2013	51
August 2013	41
September 2013	29
October 2013	35
November 2013	49
December 2013	73

TOTAL INCIDENTS:	496
-------------------------	------------

2013 Incidents by Shift



2013 Incident Response Times by Quarter



2013 Incident Payroll

<u>Number of Incidents</u>		<u>Personnel Responses</u>	
January – March	100	January – March	1538
April – June	118	April – June	1791
July – September	121	July – September	1797
October – December	<u>157</u>	October – December	<u>2639</u>
Total 2013	496		7765

Payroll Cost per Quarter

<u>Incident Payroll</u>		<u>Total Payroll *</u>
January – March	\$41,765.00	\$51,640.00
April – June	\$44,789.00	\$55,240.00
July – September	\$47,399.00	\$57,151.00
October – December	<u>\$75,006.00</u>	<u>\$85,186.00</u>
Total 2013	\$208,959.00	\$249,217.00

Overtime (Included in incident payroll)

	Hours	Pay Cost
January – March	374	\$5,610.00
April – June	232	\$3,480.00
July – September	411	\$6,987.00
October – December	<u>989</u>	<u>\$16,813.00</u>
Total 2013 Overtime	2006	\$32,890.00

* Included in total payroll: Incident pay, overtime, training, fire prevention and officer pay.

Fire Department Activities



National Fire Prevention Week Open House



Local Disaster Drill Exercise



Fenton Cinema Training



North Road School Fire and Police Luncheon



Wreaths Across America Event

Fire Department Incidents – 2013

